




Swedish Innovation, Quality & Design



Pure Performance through Granule Technology™

# Granule Maxi® Pro



Customised for high capacity

NOR:DISK  
CLEAN SOLUTIONS

# Granule Maxi® Pro

Granule Maxi® Pro incorporates the innovative Granule Technology™ and eliminates the need to pre-wash.



Granule Maxi® Pro is a front loaded No Pre-Washing™ pot washer that suits medium to large-sized kitchens. The handling of cookware is extremely important to the overall workflow and Granule Maxi is the high-capacity machine that makes

sure that pots and pans are quickly ready to use again. To maximise this benefit, Granule Maxi can be customised with the right combination of accessories. Use Granule Maxi as a stand-alone solution or as a system with mobile cassettes and trolleys.



#### Less chemicals

Saves on average 2.6 litres per day, adding up to 780 litres per year.



#### Less water

Saves on average 1,820 litres per day, adding up to 540,000 litres per year.



#### Less energy

Saves on average 66 kWh per day, adding up to 19,800 kWh per year. Add EcoExchanger® to save even more.



#### Less time

Cleans your pots and pans in 2 min. 40 sec\* without pre-washing.



#### High capacity

Up to 12 GN 1/1 or 6 GN 2/1 per cycle  
- up to 264 GN 1/1 or 132 GN 2/1  
or 264 GN 1/2 per hour.



#### Food safety

All wash programmes comply with the hygiene guidelines of the DIN 10512 standard.



#### Future proof

Granule Maxi is Industry 4.0 ready, meaning it will be compatible with future features and functions.



#### User-friendly design

Eye-level control panel.  
Large buttons and clear symbols.  
Display reminders and messages.  
Multi-level and grip-friendly handle.  
Red and green indicator lamps.  
USB port for export of HACCP log files.



#### SIMpel™

QR code with online access to operator training videos, servicing history, and troubleshooting guides.

## Available in three editions

Granule Maxi® Pro is available in three different editions: *Compact*, *Flow* and *FreeFlow*. Each edition comes with carefully selected standard accessories and can be further customised to your needs by adding one or more smart accessories.



Granule Maxi® Pro  
- Compact Edition

Art no. 20721

Granule Maxi® Pro Compact Edition is a stand-alone version that works with washing in a sliding Pro cassette.

The Pro cassette offers loading of washware at three levels. Add a few accessories to load a multitude of other kitchen utensils, pots and pans of different sizes.

Capacity incl. handling/h: 168 GN 1/1



Granule Maxi® Pro - Compact Edition



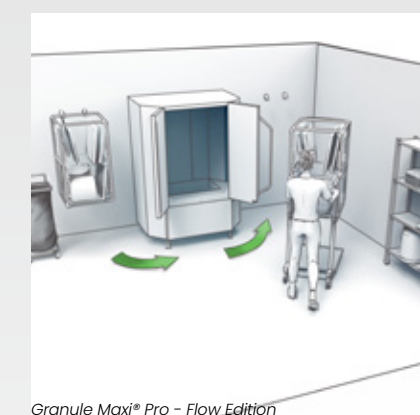
Granule Maxi® Pro  
- Flow Edition

Art no. 20722

Granule Maxi® Pro Flow Edition adds flexibility and makes your setup more ergonomic with two cassettes, a trolley and wall-mounted hooks with wall protection, on which the cassettes can be hung.

The trolley is used to change cassettes and can also be used to collect and transport washware around the washroom or the kitchen.

Capacity incl. handling/h: 204 GN 1/1



Granule Maxi® Pro - Flow Edition



Granule Maxi® Pro  
- FreeFlow Edition

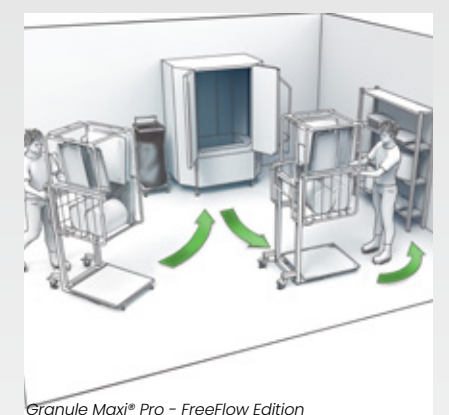
Art no. 20723

Granule Maxi® Pro FreeFlow Edition offers maximum flexibility, flow and capacity with two trolleys and two cassettes.

The setup allows for multitasking and emptying/filling one cassette while the other is being washed.

Increases speed, flow and flexibility of the whole pot wash area.

Capacity incl. handling/h: 228 GN 1/1



Granule Maxi® Pro - FreeFlow Edition

### Check out Granule Maxi® Pro

This Youtube film shows how efficient and versatile the Granule Maxi® Pro series is.





# Accessories

Granule Maxi® Pro Editions can be further customised to fit your unique needs by adding one or more smart accessories and inserts.



Follow us on YouTube to see how to load and use the different accessories.

## Pro cassette for all Editions of Granule Maxi Pro

Art no. 29361

For washing of 12 GN 1/1 containers up to 65 mm or 8 GN 1/1 up to 200 mm.  
6 GN 2/1 up to 65 mm or 4 GN 2/1 200 mm.  
12 GN 1/2 up to 200 mm with 2 dividers (19313) or 4 GN 1/2 up to 200 mm without any divider.

*(Included in all Granule Maxi Pro Editions.)*



## Flex cassette, option for the Compact Edition

Art no. 24910

Cassette with one foldable mid-guide allowing for loading of larger items. Max loading width in between mid-guides is 474 mm.

For washing of containers up to 200 mm depth: 8 GN 1/1, or 4 GN 2/1, or 16 GN 1/2 (using 4 dividers in the cassette).



## Cassette trolley

Art no. 22845

For operation of Pro cassette.

*(Included in Granule Maxi Pro Flow and FreeFlow Editions.)*



## Drip tray for cassette trolley

Art no. 14565

Prevents food and water dripping onto the floor.

*(Included in Granule Maxi Pro Flow and FreeFlow Editions.)*





## Dividers for GN Containers, sizes GN 1/9-2/3

Art no. 19313

To allow loading of GN 1/2, 1/3, 1/6, 1/9 and 2/3. Capacity: 4 x GN 1/2 or 8 GN 1/4. Other option is 2 x GN 2/3 and 2 x GN 1/3 or 4 x GN 1/6 or 6 x GN 1/9.

*(Included in all Granule Maxi Pro Editions.)*



## Pot- and saucepanholder

Art no. 10972


Capacity: 3-5 pots/saucepans with handles or ear handles to be hung onto the hooks.



## Utensil holder

Art no. 10362

For ladles, whisks etc. (up to 500 mm).



## Lid- and tray holder

Art no. 10950

Capacity: up to 9 pcs of GN 1/1-sized flat trays and lids.



## Holder for small GN pans

Art no. 25549

Capacity: up to 6 GN 1/3 or 12 GN 1/6 or 18 GN 1/9.

Holder for smaller bowls and pots

Art no. 10004


Capacity: up to 3–5 pots or bowls.



Insert for baking trays

Art no. 22017

Capacity: 8 x 600 x 400 mm baking trays, max. 20 mm edge.



Net basket with lid

Art no. 21477

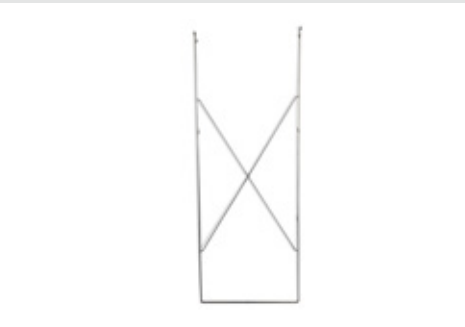
For ladles, whisks etc. up to 500 mm in length.



Holder for storage of accessories

Art no. 10595

To store inserts and accessories not in use. Hangs at either side of the machine.



Always SIMpel™

All Nor:disk solutions are equipped with SIMpel™ – a smart QR code system with a dedicated online platform. Whether you are an end-user or a service technician, SIMpel™ gives you quick and easy access to unique material for your specific product.

The QR code is the gateway between your product and your SIMpel portal. Simply scan the code to be automatically directed to the online portal containing machine-specific documents, troubleshooting guides, error code look-up tables, and how-to videos. As a service technician you will be able to enter the password-protected technician area to log or look up documentation and maintenance history.



Granule Maxi® Pro technical data

General	
Design	Compact Edition / Flow Edition / FreeFlow Edition
Outer dimensions (H x W x D)	2 039 ±25 x 1 452/1 842 x 1 075/1 682 mm
Loading volume	450 litres (B 540 x H 1 060 x D 680 mm)
Weight (filled / empty)	666 kg / 485 kg
Wash tank volume	165 litres
Rinse water volume	7 litres (ECO programme) 14 litres (Short / Normal programme) <i>To achieve 3,600 HUE in accordance with NSF/ANSI 3 14 litres is necessary.</i>
Granule volume	16 litres
Wash water temperature	65 °C
Rinse water temperature	85 °C
Sound pressure level	< 70 dB(A)

Programmes & capacity	
Wash programmes with Granules	ECO: 2 min, 40 sec
	Short: 4 min, 50 sec
	Normal: 6 min, 50 sec
Wash programmes without Granules	ECO: 2 min, 40 sec
	Short: 3 min, 40 sec
	Normal: 5 min, 40 sec
Max. / normal capacity per hour (normal capacity incl. handling)	264/168 (Compact) / 264/204 (Flow) / 264/228 (FreeFlow) GN 1/1
Capacity per programme	12 GN 1/1 up to 65 mm depth or 8 GN 1/1 up to 200 mm. 6 GN 2/1 up to 65 mm depth or 4 GN 2/1 up to 200 mm.

Electrical connection	
Voltage**	3~ 400–415 V/50 or 60 Hz + PE 3~ 230 V/50 or 60 Hz + PE
Fuses (at max output 21 kW)	40A (400V, 415V) / 63A (230V)
Fuses (at max output 29 kW)	50A (400V, 415V)
Max output, hot fill	21 kW
Max output, cold fill	29 kW
Wash pump motor	2 x 2.2 kW
Rinse pump motor	0.37 kW
Heater wash tank*	16 kW at max output 21 kW (24 kW at max output 29 kW)
Heater rinse tank*	16 kW at max output 21 kW (24 kW at max output 29 kW)
Enclosure rating	IPX5

Water connection	
Hardness / Connection	Total hardness: 3–7 °dH, 5–12 °TH, 53–125 PPM / ¾" BSP male (DN20) <i>Note: reversed osmosis/distilled water must not be used.</i>
Connection A	21 kW unit: 1–6 bar, 25 l/min, 55–65 °C (Hot fill) 29 kW unit: 1–6 bar, 25 l/min, 5–65 °C (Cold fill, optional)
Connection B	21/29 kW unit: 3–6 bar, 15 l/min, < 20 °C 29 kW with EcoExchanger (option): 1–6 bar, 15 l/min, < 20 °C

Drain & ventilation	
Ventilation w steam reduction	300 m³/h
Ventilation w/o steam reduction	900 m³/h
Ventilation w EcoExchanger*	150 m³/h
Heat emitted to room w steam reduction (total/sensible/latent)	2.7 kW / 1.0 kW / 1.7 kW
Heat emitted to room without steam reduction (total/sensible/latent)	4.9 kW / 1.0 kW / 3.9 kW
Heat emitted to room with EcoExchanger* (total/sensible/latent)	2.0 kW / 1.0 kW / 1.1 kW
Drainage pipe	Pipe Ø 32 mm
Drain	Capacity requirement 50 l/min. No drain pump, gravity drain. <i>The machine must not be placed directly over a drain.</i>
Detergent and rinse aid	Required. 230 VAC signal is available from a separate box. Max load total 0.5 A.

Steam reduction or EcoExchanger®?

Granule Maxi® Pro is standard fitted with *steam reduction*, which serves for a more pleasant working environment for staff and lowers the ventilation requirements in the pot wash area. Adds 60 seconds to Short and Normal wash cycle duration.

*EcoExchanger®* is an optional add-on that cleverly combines steam reduction and heat recovery in one. Improves the working environment and saves up to 33% of the energy needed for heating the rinse tank. Adds 120 seconds to wash cycle duration, depending on wash program.

Talk to your Nor:disk sales representative or your preferred Certified Nor:disk Sales Partner for more information.

Dosing equipment

Liquid detergent and rinse aid dosing dispenser with peristaltic pumps and detergent dosing sensor is available as an optional factory fitted add-on.

Marine option

Installing Granule Maxi® in an offshore operation? Ensure steady operation and safe use with the Marine option:

- + double level sensors in the wash tank
- + feet that can be bolted to the floor to prevent sliding or tipping
- + door stops to prevent doors swinging

Talk to your Nor:disk sales representative or preferred Certified Nor:disk Sales Partner about Marine Option.

\* Never operate simultaneously.

\*\* For all available voltage options, please turn to your sales representative or consult a valid pricelist.

Granule Maxi® Pro is supplied with a 2-metre-long power cable (without plug) for connection to an ap-proved mains switch. The mains switch is not included in the delivery.

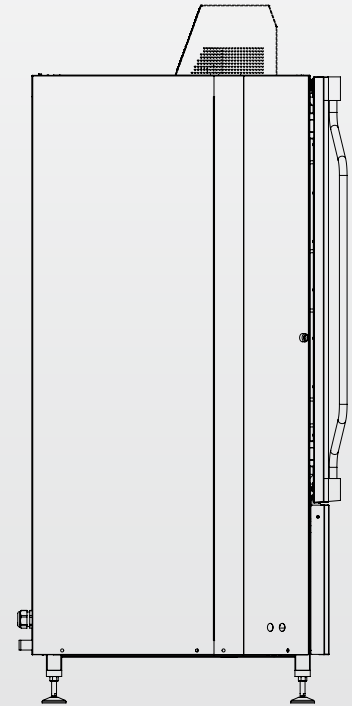
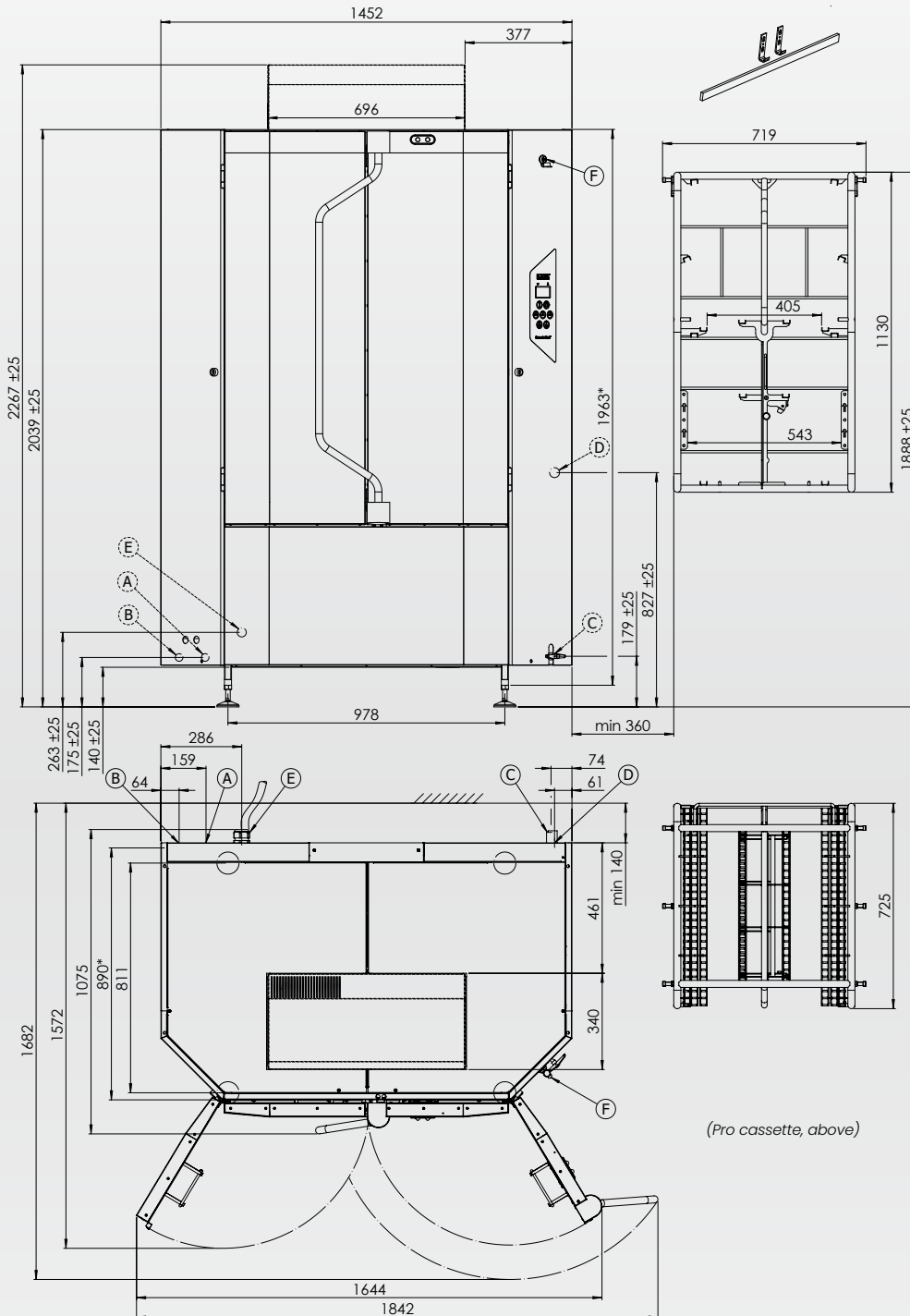


# Granule Maxi® Pro installation

(A/B) Water inlet. (C) Drain. (D) Detergent/drying agent connection. (E) Electrical connection. (F) USB port.

See previous page for details.

(mm)



External cassette only relevant to Granule Maxi Pro Flow/FreeFlow Editions.

EcoExchanger unit, box on machine roof - optional add-on, combined heat recovery and steam reduction.

NB: The EcoExchanger unit must be connected to a cold water feed at all times (B). EcoExchanger is only available for cold water option machines (max power 50A, 29 kW) but on site, the machine can be connected to either a hot or a cold water feed (A).

\* GD Min - minimum intake measure.

(Pro cassette, above)

**NOR:DISK**  
CLEAN SOLUTIONS

[www.nordiskclean.com](http://www.nordiskclean.com)